



Wilsonart[®]
ENGINEERED SURFACES

**WILSONART
EXCLUSIVE FOR
YOU**

Bring our your
individual
imagination with
wilsonart




DESIGN FOR YOU

A special range by Wilsonart sophisticated stylist offers variety ideas to create valuable spaces



DESIGN BY YOU




WILSONART DESIGN BY YOU

Bring out your individual imagination with Wilsonart Custom Laminate which will always be unique and extraordinary.



Wilsonart Exclusive for You



DESIGN FOR YOU

A special range by Wilsonart sophisticated stylist offers variety ideas to create valuable spaces

Size : Available in 4'x8', 4'x10' and 4'x12'
Finish : 4'x8' → Any finish in the collection
4'x10' and 4'x12' → M, G, WM, NM, S, C
Thickness : Available from 0.8mm (HPL) up to 25 mm (SPC)



DESIGN BY YOU

Bring out your individual imagination with Wilsonart Custom Laminate which will always be unique and extraordinary



GRAPHIC ON WILSONART DÉCOR



GRAPHIC DESIGN FULL SHEET




SOLID COLOR PRINT

Wilsonart Exclusive for You



**DESIGN FOR
YOU**



**DESIGN BY
YOU**



This is Wilsonart color guidance to communicate with customer on the color they choose

Color guidance



This is Wilsonart pantone to communicate with customer on the color they choose



These are standard global pantones that customer can also refer the color to, but we have to produce actual samples for their approval because when we print the selected pantone and produce with our standard process with selected texture, the actual sample color may vary from the selected pantone that customer chooses

Artwork Preparation for Custom Laminate



Resolution at least 200-300 dpi

file.jpg, file.tif




Wilsonart[®]
CUSTOM TEAM

Bitmap Graphics (file.jpg, file.tif)

- Image size should be in scale 1:1 with image **resolution at least 200-300 dpi** (Dot per Inch) or scale 1 : 2 with image resolution at least 300 dpi Dot per Inch) from a raw file
- Width and length of designs need to fit with actual size of installation site where we install custom laminates

Remark : For Overlay Printing, the image print on overlay paper should be in darker color than color of decorative paper

Artwork Preparation for Custom Laminate



PREPARATION FILE

Create Outlines



file.eps, file.ai



Vector file (file.eps, file.ai)

- We can use any image scale under this file type
- If artwork is mixture between Vector Graphics and Bitmap Graphics in the same file, we need **image scale 1:1 or 1:2**
- If artwork contains text fonts, customers have to **convert text to Curves or create Outlines.**
- If some part of artwork contains **Bitmap Graphics and is separated as another file(s)**, customers have to send Bitmap Graphics along with artwork file at the same time.
- Width and length of designs need to fit with actual size of installation site where we install custom laminates

Remark : For Overlay Printing : the image print on overlay paper should be in darker color than color of decorative paper